

GIOTTO FAST



GIOTTO

FAST

The new Giotto embodies the essence of the Rocket brand, showcasing our core values and exceptional craftsmanship.


Finely designed to heat up quickly, ensuring the new model is ready to brew in a remarkably shorter time.

This model represents a true evolution, with enhanced features and functionalities that elevate the home coffee experience to unprecedented levels.

Every detail of the new Giotto has been meticulously planned. In collaboration with the designer Valerio Cometti+V12 Design, we have optimised the dimensions of the Giotto to enhance usability, achieving perfect proportions and a 'stance' that exudes both solidity and quality.



R version




V version

**“GIOTTO IS INSPIRED
BY ART, FUTURIST
SCULPTURE AND
THE WORK OF THE
ARCHITECTS GEHRY
AND LIBESKIND:
SHARP, INTERSECTING
LINES CREATE
DYNAMISM AND
A SENSE OF PRECISION”**



DESIGN PHILOSOPHY

The interplay between the polygons creates a striking chromatic effect. The missing triangle on the upper side panel introduces a unique colour pattern, adding an element of surprise that underscores our attention to detail and appeals to even the most discerning aesthetes.



The heart of the machine

The new group head, which first appeared in the Appartamento TCA line, integrates seamlessly with the sharp lines of the new Mozzafiato body, creating a cohesive design philosophy.

Form and function


As with all Rocket machines, the work area is ergonomically designed to accommodate the barista's natural movements, ensuring a perfect blend of form and function.

Display and double pressure gauge.

The dual pressure gauges and shot counter display highlight the advanced functionality and positioning of the new Giotto.

Steam and water taps.

The minimalistic, precise design of the redesigned water and steam taps reflects the Giotto's coffee delivery performance, creating a cohesive look that extends across the Rocket product range.



Easter egg

As a testament to the attention to detail during the design process of the new Giotto range, and a show of appreciation to our dedicated team, we've hidden a small "Easter egg" in the cup warmer area. We look forward to seeing who discovers it.



TECHNOLOGY

The new Giotto R and Giotto V models are more than just beautiful design.

They introduce a range of new features and functions to ensure excellent results in the cup, quickly and effortlessly.

Engineered for Speed

The group head embodies strength, reliability and speed, with rapid heat-up technology, ensuring the first brew in as little as 12 minutes on average* from startup.

The machine now features a color-changing indicator that lets the user know when it is ready to go.

FAST
yet uncompromising.



Oled display

The new Giotto machine is equipped with an OLED display that permits the user to:

1. View dispensing times
2. Manage various machine settings and parameters (boiler temperature, unit temperature)
3. Monitor machine errors

Functions

Thanks to the new electronic system that we developed, the new Giotto range permits the user to regulate and control:

1. The stand-by (energy saving) function (OFF or after 30 minutes, default 30 min)
2. Boiler working pressure with a degree-based adjustment (PID technology)
3. The sensitivity of the tank level probe (high 1 M Ω / medium 400 k Ω / low 150 k Ω , default low) – reserved for technician
4. The sensitivity of the boiler level probe (high 1 M Ω / medium 400 k Ω / low 150 k Ω , default low) – reserved for technician
5. The luminosity level of the RGB LED light (10%-20%-50%-100%, default 10%) – technician input required



There are three keys used for programming the machine positioned behind the drip tray. The machine is also equipped with a USB port, which may only be accessed by the technician by removing the side panel or cup warmer and is used to update the software.

*Depending on water temperature and external conditions

GIOTTO R

FAST



MAIN FEATURES

System with heat exchanger

Tank reserve sensor

PID control

OLED display

Coffee unit with heating element

Dual pressure gauge

Boiler capacity: 1.8 litres

Programming keys

Boiler covering for energy saving

New ergonomic filter holder handle



Rotary pump

Dimensions: 340W × 457D × 403H mm

Water connection
or water tank

Weight: 30 Kg

Water tank capacity: 1.8 litres

Installed power: 1550 W

GIOTTO V FAST



MAIN FEATURES

System with heat exchanger

OLED display

PID control

Dual pressure gauge

Coffee unit with heating element

Programming keys

Boiler capacity: 1.8 litres

New ergonomic filter holder handle

Boiler covering for energy saving

Dimensions: 340W × 457D × 403H mm



Vibration pump

Weight: 27 Kg

Water tank capacity: 1.8 litres

Installed power: 1550 W

Tank reserve sensor

MACHINE VERSION AVAILABLE



● **Machine body**
Chrome-plated

● **Side panel**
Matt black


● **Rocket lettering**
Glossy black



● **Machine body**
Matt black

● **Side panel**
Glossy black

● **Rocket lettering**
Glossy black





Rocket Milano s.r.l

Via Curiel 13,
20060 Liscate
Milan, Italy

Web: www.rocket-espresso.com