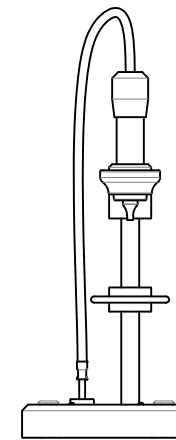
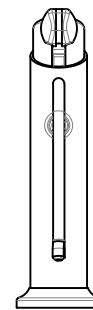
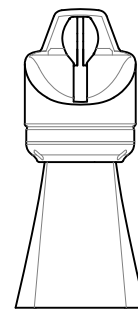


## MODBAR DESIGN GUIDE



CONTENTS	
MB-00	COVER PAGE
MB-01	SCHEMATIC DIAGRAM
MB-02	TYPICAL LAYOUT - ESPRESSO MODULE
MB-03	TYPICAL LAYOUT - STEAM MODULE
MB-04	TYPICAL LAYOUT - POUR OVER MODULE
MB-05	TYPICAL SECTIONS
MB-06	TYPICAL MODBAR CONFIGURATION 1
MB-07	TYPICAL MODBAR CONFIGURATION 2
MB-08	TYPICAL MODBAR CONFIGURATION 3
MB-09	BENCH SETOUT - ESPRESSO
MB-10	BENCH SETOUT - STEAM
MB-11	BENCH SETOUT - POUR OVER
MB-12	TYPICAL DETAILS









NOTE:  
ANY ERRORS, DISCREPANCIES OR OMISSIONS IN THE DRAWINGS, NOTATIONS OR DIMENSIONS SHALL BE IMMEDIATELY BROUGHT TO THE ATTENTION OF MODBAR FOR CLARIFICATION PRIOR TO WORKS COMMENCING. DO NOT SCALE FROM DRAWINGS. USE MARKED DIMENSIONS. LOCATION OF ALL HARDWARE FIXTURES AND FITTINGS TO BE CONFIRMED ON SITE PRIOR TO WORKS COMMENCING. COPYRIGHT ON THIS DRAWING IS RETAINED TO MODBAR PTY LTD.

modbar®

TITLE:  
DRAWING NUMBER:  
SCALE:  
ISSUE:

COVER PAGE  
MB-00  
NTS  
SEPTEMBER 2020

**LEGEND**

-  JOINERY (BY VENDOR)
-  MODBAR MODULE CLEARANCE ZONE
-  POWER FEED
-  WATER FEED
-  WASTE OUTLET
-  ESPRESSO, STEAM + HOT WATER OUTPUT
-  FINISHED FLOOR LEVEL
-  BENCH PENETRATION (BY VENDOR)

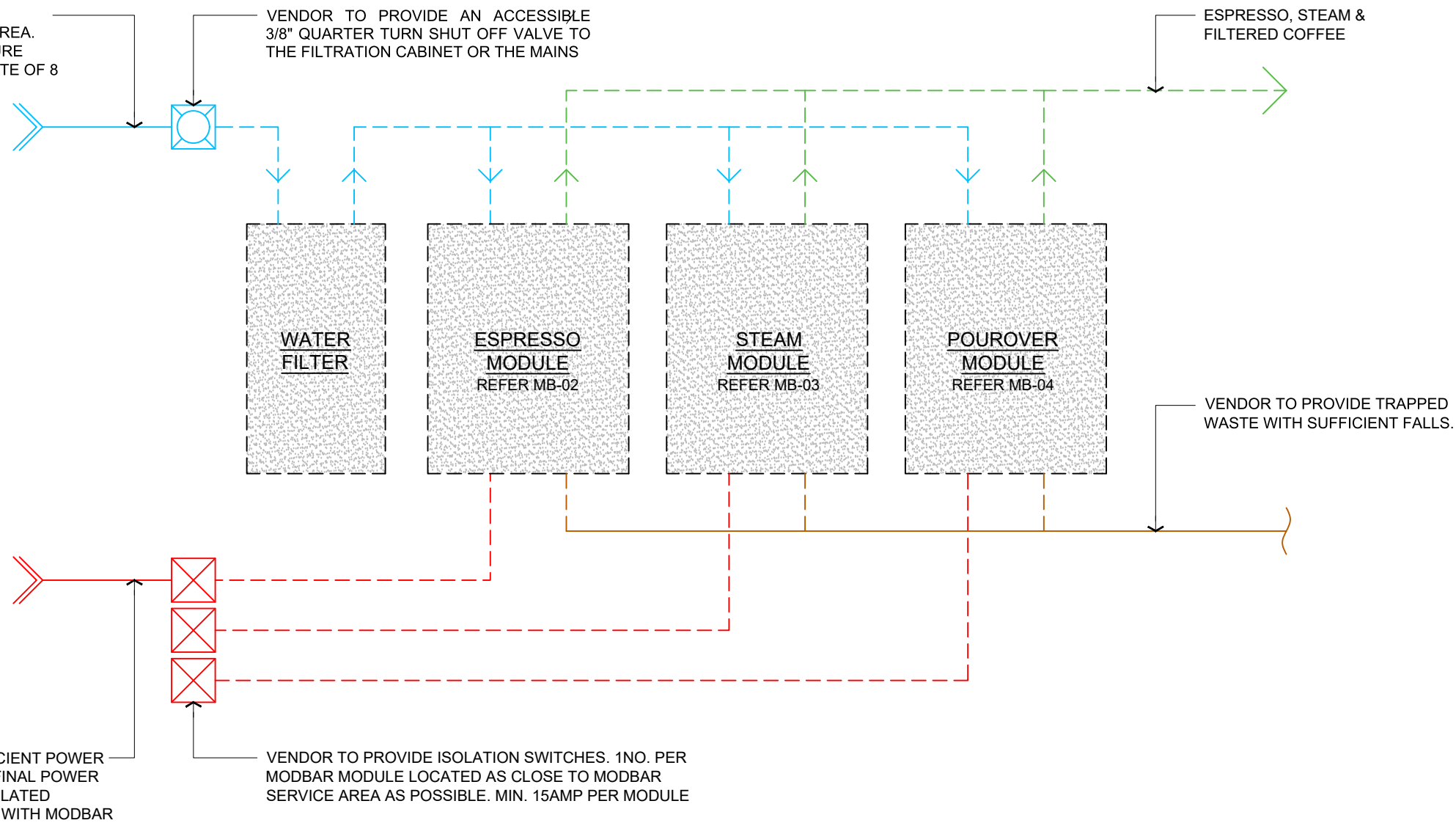
**NOTE:**

1. 'VENDOR' REFERS TO EQUIPMENT/SERVICES TO BE SUPPLIED PRIOR TO INSTALLATION OF MODBAR. DESIGNERS, CONTRACTORS, LANDLORDS AND OWNERS ARE TO COORDINATE THESE SERVICES
2. DASHED LINES INDICATE EQUIPMENT THAT MODBAR/INSTALLER WILL INCLUDE IN THE INSTALLATION
3. THE VENDOR IS RESPONSIBLE FOR PROVIDING ALL ITEMS IN SOLID OR OTHERWISE NOTED

VENDOR TO SUPPLY WATER FEED ADJACENT TO MODBAR SERVICE AREA. 500-650 kPA (5-6,5 BAR) OF PRESSURE REQUIRED AND MINIMUM FLOW RATE OF 8 LITERS PER MINUTE

VENDOR TO PROVIDE AN ACCESSIBLE 3/8" QUARTER TURN SHUT OFF VALVE TO THE FILTRATION CABINET OR THE MAINS

ESPRESSO, STEAM & FILTERED COFFEE



VENDOR TO PROVIDE TRAPPED WASTE WITH SUFFICIENT FALLS.

VENDOR TO PROVIDE SUFFICIENT POWER AS REQUIRED BY MODBAR. FINAL POWER REQUIREMENT TO BE CALCULATED FOLLOWING CONSULTATION WITH MODBAR

VENDOR TO PROVIDE ISOLATION SWITCHES. 1NO. PER MODBAR MODULE LOCATED AS CLOSE TO MODBAR SERVICE AREA AS POSSIBLE. MIN. 15AMP PER MODULE

1 SCHEMATIC DIAGRAM  
- NTS@A3









NOTE:  
UNLESS NOTED OTHERWISE, ALL DIMENSIONS ARE IN MILLIMETERS. ANY ERRORS, DISCREPANCIES OR OMISSIONS IN THE DRAWINGS, NOTATIONS OR DIMENSIONS SHALL BE IMMEDIATELY BROUGHT TO THE ATTENTION OF MODBAR FOR CLARIFICATION PRIOR TO WORKS COMMENCING. DO NOT SCALE FROM DRAWINGS. USE MARKED DIMENSIONS. LOCATION OF ALL HARDWARE FIXTURES AND FITTINGS TO BE CONFIRMED ON SITE PRIOR TO WORKS COMMENCING. COPYRIGHT ON THIS DRAWING IS RETAINED TO MODBAR PTY LTD.

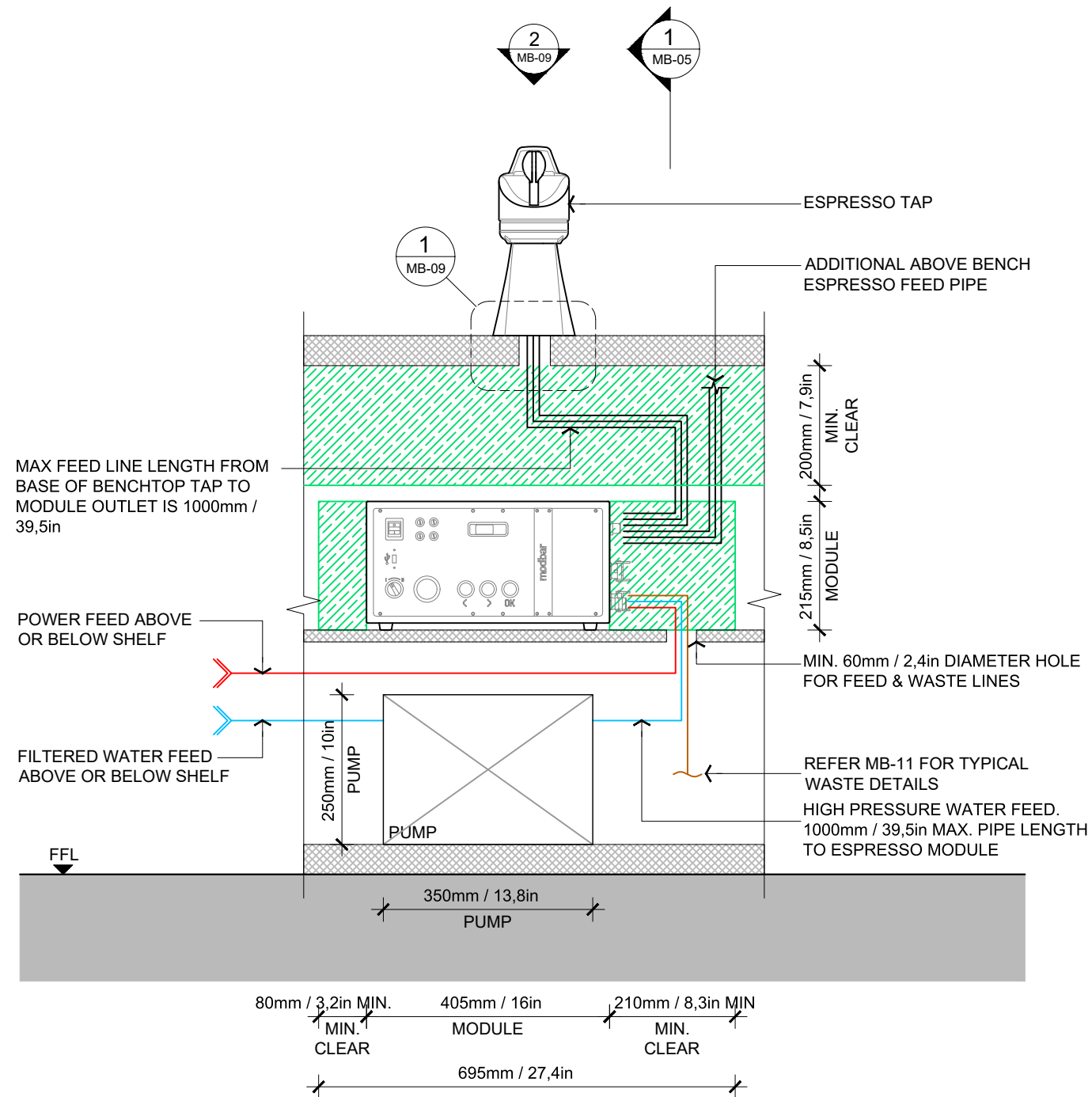


TITLE:  
DRAWING NUMBER:  
SCALE:  
ISSUE:

SCHEMATIC DIAGRAM  
MB-01  
NTS  
SEPTEMBER 2020

**LEGEND**

-  JOINERY (BY VENDOR)
-  MODBAR MODULE CLEARANCE ZONE
-  POWER FEED
-  WATER FEED
-  WASTE OUTLET
-  ESPRESSO, STEAM + HOT WATER OUTPUT
-  FINISHED FLOOR LEVEL
-  BENCH PENETRATION (BY VENDOR)



1 TYP. LAYOUT - ESPRESSO MODULE  
- 1:10@A3









**NOTE:**  
UNLESS NOTED OTHERWISE, ALL DIMENSIONS ARE IN MILLIMETERS. ANY ERRORS, DISCREPANCIES OR OMISSIONS IN THE DRAWINGS, NOTATIONS OR DIMENSIONS SHALL BE IMMEDIATELY BROUGHT TO THE ATTENTION OF MODBAR FOR CLARIFICATION PRIOR TO WORKS COMMENCING. DO NOT SCALE FROM DRAWINGS. USE MARKED DIMENSIONS. LOCATION OF ALL HARDWARE FIXTURES AND FITTINGS TO BE CONFIRMED ON SITE PRIOR TO WORKS COMMENCING. COPYRIGHT ON THIS DRAWING IS RETAINED TO MODBAR PTY LTD.

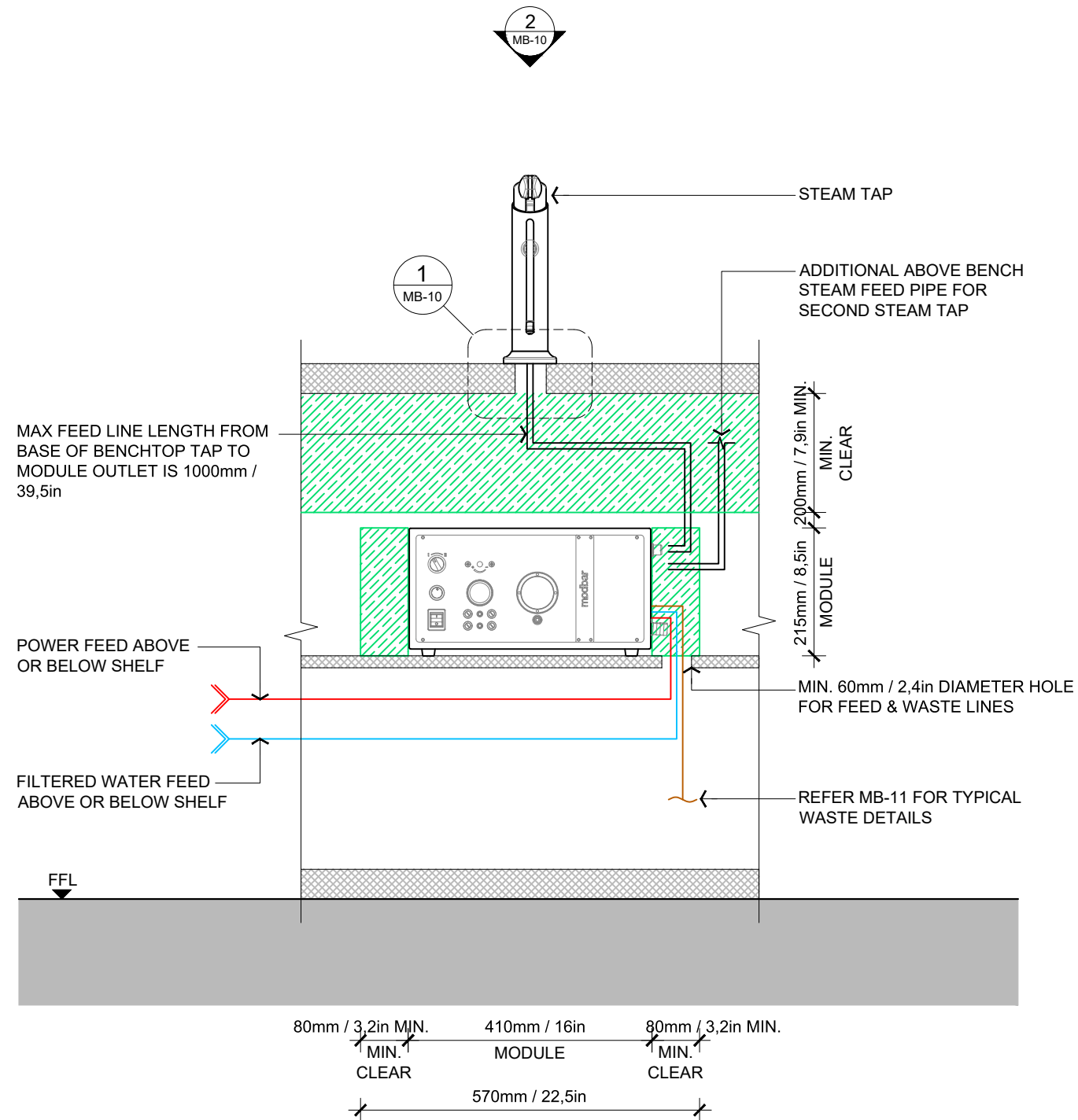


TITLE:  
DRAWING NUMBER:  
SCALE:  
ISSUE:

TYPICAL LAYOUT - ESPRESSO MODULE  
MB-02  
1:10@A3  
SEPTEMBER 2020

**LEGEND**

-  JOINERY (BY VENDOR)
-  MODBAR MODULE CLEARANCE ZONE
-  POWER FEED
-  WATER FEED
-  WASTE OUTLET
-  ESPRESSO, STEAM + HOT WATER OUTPUT
-  FINISHED FLOOR LEVEL
-  BENCH PENETRATION (BY VENDOR)



1  
- TYP. LAYOUT - STEAM MODULE  
1:10@A3









**NOTE:**  
UNLESS NOTED OTHERWISE, ALL DIMENSIONS ARE IN MILLIMETERS. ANY ERRORS, DISCREPANCIES OR OMISSIONS IN THE DRAWINGS, NOTATIONS OR DIMENSIONS SHALL BE IMMEDIATELY BROUGHT TO THE ATTENTION OF MODBAR FOR CLARIFICATION PRIOR TO WORKS COMMENCING. DO NOT SCALE FROM DRAWINGS. USE MARKED DIMENSIONS. LOCATION OF ALL HARDWARE FIXTURES AND FITTINGS TO BE CONFIRMED ON SITE PRIOR TO WORKS COMMENCING. COPYRIGHT ON THIS DRAWING IS RETAINED TO MODBAR PTY LTD.

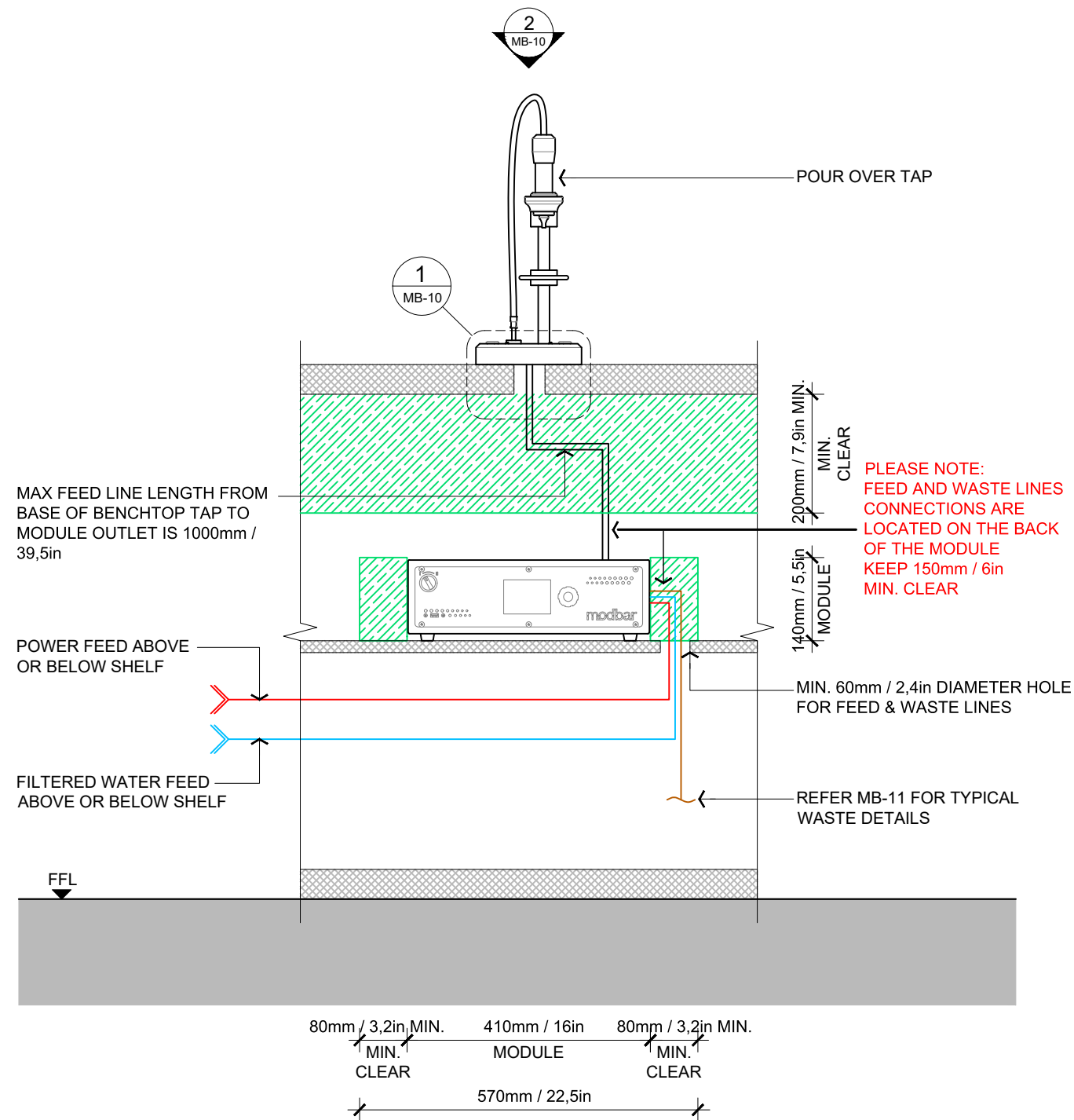


TITLE:  
DRAWING NUMBER:  
SCALE:  
ISSUE:

TYPICAL LAYOUT - STEAM MODULE  
MB-03  
1:10@A3  
SEPTEMBER 2020

LEGEND

-  JOINERY (BY VENDOR)
-  MODBAR MODULE CLEARANCE ZONE
-  POWER FEED
-  WATER FEED
-  WASTE OUTLET
-  ESPRESSO, STEAM + HOT WATER OUTPUT
-  FINISHED FLOOR LEVEL
-  BENCH PENETRATION (BY VENDOR)



1 TYP. LAYOUT - POUR OVER MODULE  
- 1:10@A3









NOTE:  
UNLESS NOTED OTHERWISE, ALL DIMENSIONS ARE IN MILLIMETERS. ANY ERRORS, DISCREPANCIES OR OMISSIONS IN THE DRAWINGS, NOTATIONS OR DIMENSIONS SHALL BE IMMEDIATELY BROUGHT TO THE ATTENTION OF MODBAR FOR CLARIFICATION PRIOR TO WORKS COMMENCING. DO NOT SCALE FROM DRAWINGS. USE MARKED DIMENSIONS. LOCATION OF ALL HARDWARE FIXTURES AND FITTINGS TO BE CONFIRMED ON SITE PRIOR TO WORKS COMMENCING. COPYRIGHT ON THIS DRAWING IS RETAINED TO MODBAR PTY LTD.

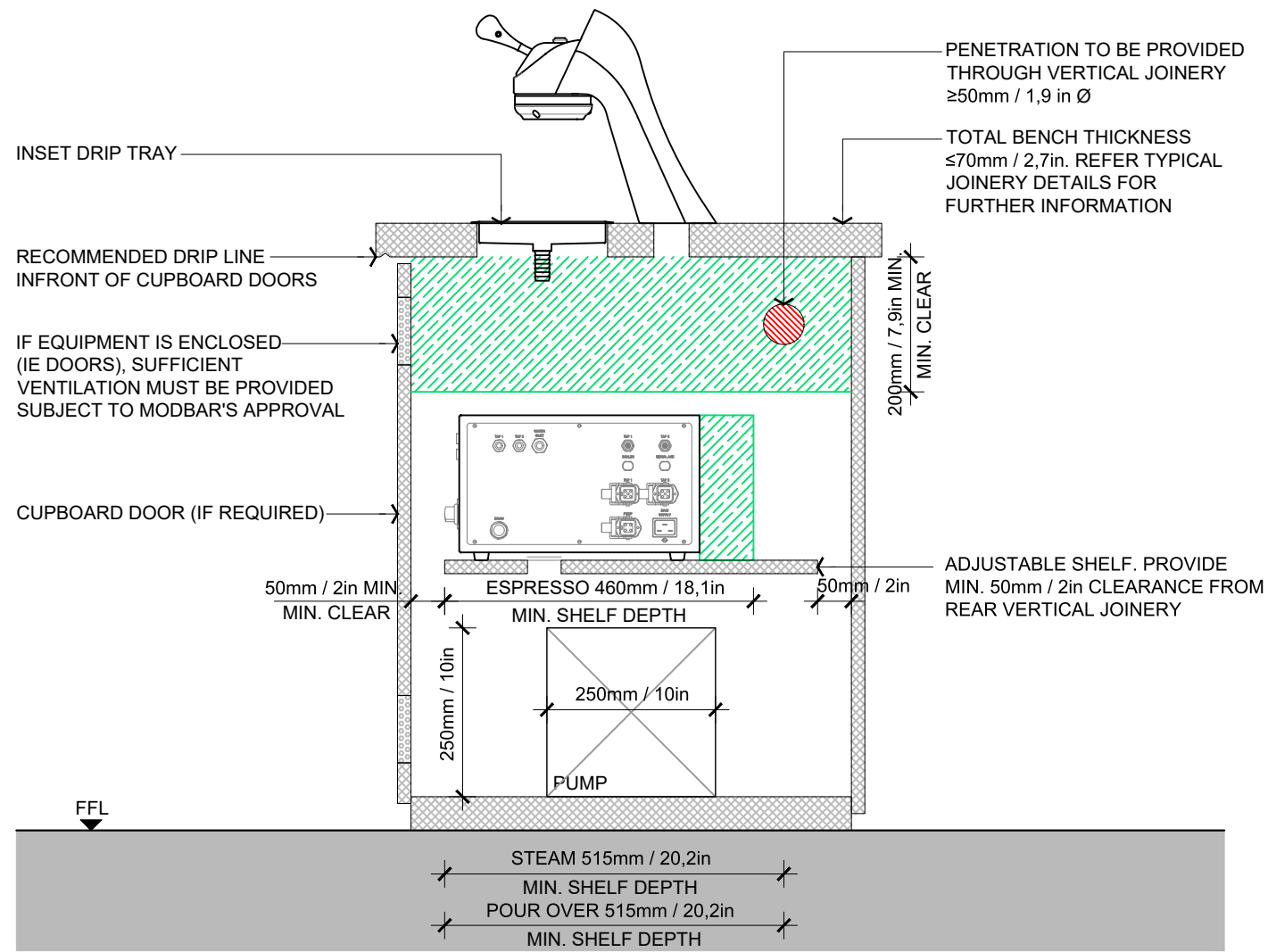
modbar®

TITLE:  
DRAWING NUMBER:  
SCALE:  
ISSUE:

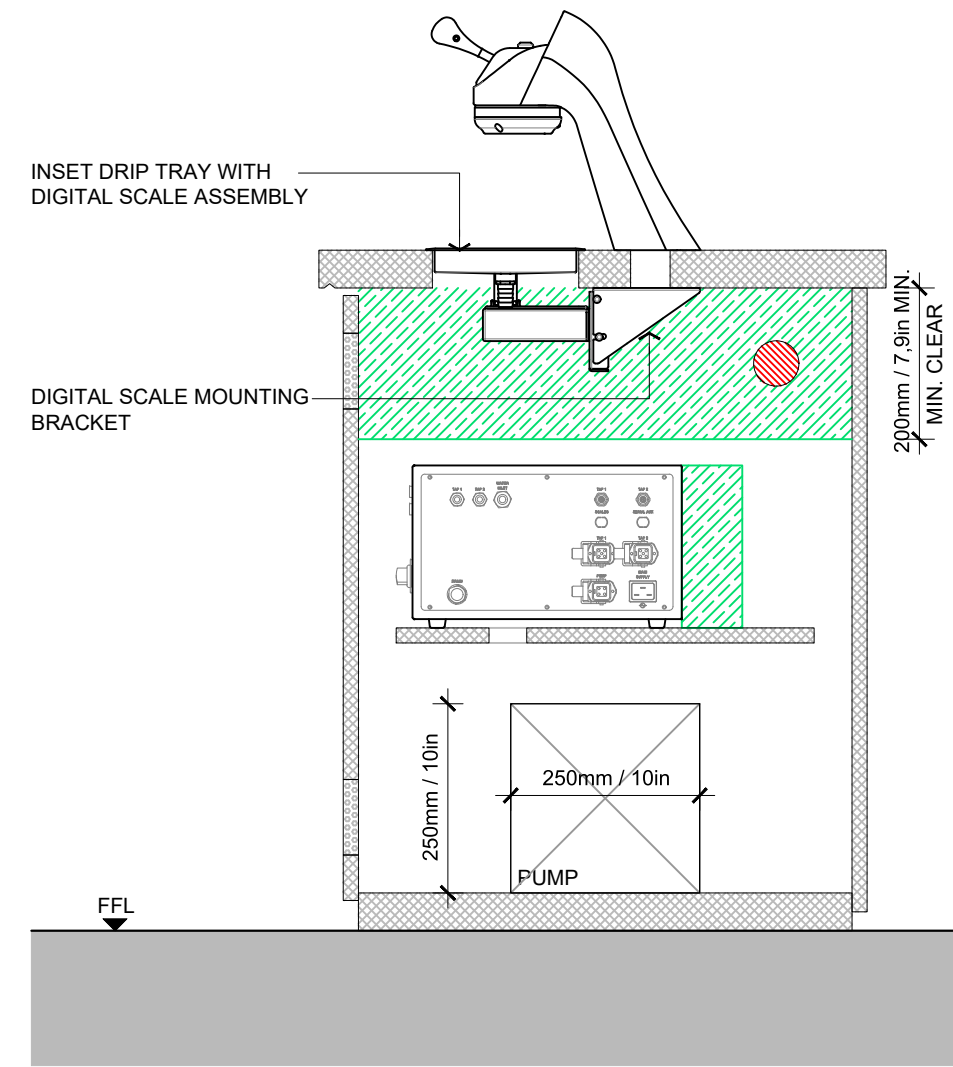
TYPICAL LAYOUT - POUR OVER MODULE  
MB-04  
1:10@A3  
SEPTEMBER 2020

LEGEND

-  JOINERY (BY VENDOR)
-  MODBAR MODULE CLEARANCE ZONE
-  POWER FEED
-  WATER FEED
-  WASTE OUTLET
-  ESPRESSO, STEAM + HOT WATER OUTPUT
-  FINISHED FLOOR LEVEL
-  BENCH PENETRATION (BY VENDOR)



1 TYP. SECTION - AV ESPRESSO MODULE  
MB-02 1:10@A3



2 TYP. SECTION - ABR ESPRESSO MODULE (DIG. SCALES)  
1:10@A3









NOTE:  
UNLESS NOTED OTHERWISE, ALL DIMENSIONS ARE IN MILLIMETERS. ANY ERRORS, DISCREPANCIES OR OMISSIONS IN THE DRAWINGS, NOTATIONS OR DIMENSIONS SHALL BE IMMEDIATELY BROUGHT TO THE ATTENTION OF MODBAR FOR CLARIFICATION PRIOR TO WORKS COMMENCING. DO NOT SCALE FROM DRAWINGS. USE MARKED DIMENSIONS. LOCATION OF ALL HARDWARE FIXTURES AND FITTINGS TO BE CONFIRMED ON SITE PRIOR TO WORKS COMMENCING. COPYRIGHT ON THIS DRAWING IS RETAINED TO MODBAR PTY LTD.

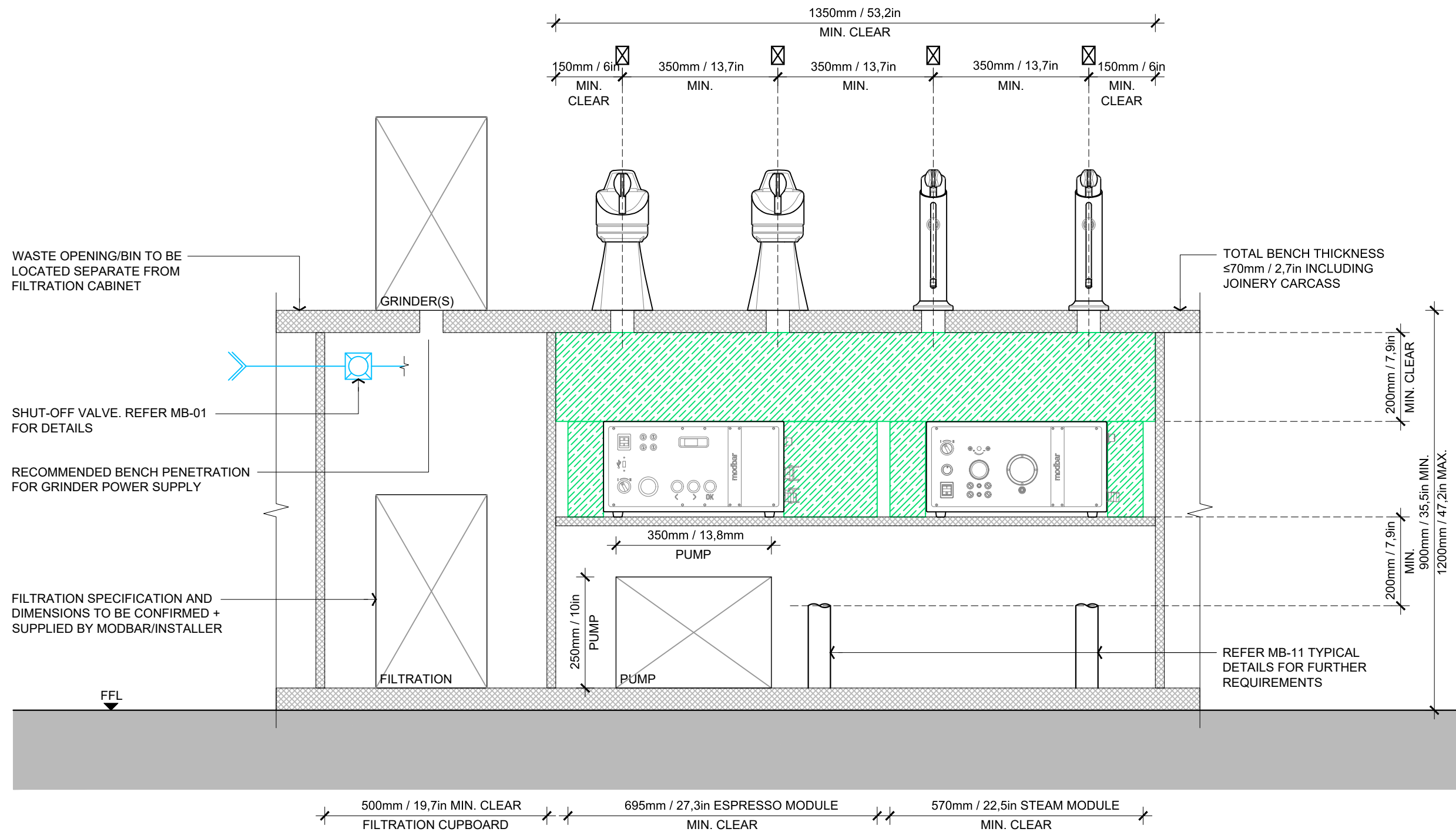


TITLE:  
DRAWING NUMBER:  
SCALE:  
ISSUE:

TYPICAL SECTIONS  
MB-05  
1:10@A3  
SEPTEMBER 2020

**LEGEND**

-  JOINERY (BY VENDOR)
-  MODBAR MODULE CLEARANCE ZONE
-  POWER FEED
-  WATER FEED
-  WASTE OUTLET
-  ESPRESSO, STEAM + HOT WATER OUTPUT
-  FINISHED FLOOR LEVEL
-  BENCH PENETRATION (BY VENDOR)



1 TYP. MODBAR CONFIGURATION 1  
- 1:10@A3









**NOTE:**  
UNLESS NOTED OTHERWISE, ALL DIMENSIONS ARE IN MILLIMETERS. ANY ERRORS, DISCREPANCIES OR OMISSIONS IN THE DRAWINGS, NOTATIONS OR DIMENSIONS SHALL BE IMMEDIATELY BROUGHT TO THE ATTENTION OF MODBAR FOR CLARIFICATION PRIOR TO WORKS COMMENCING. DO NOT SCALE FROM DRAWINGS. USE MARKED DIMENSIONS. LOCATION OF ALL HARDWARE FIXTURES AND FITTINGS TO BE CONFIRMED ON SITE PRIOR TO WORKS COMMENCING. COPYRIGHT ON THIS DRAWING IS RETAINED TO MODBAR PTY LTD.

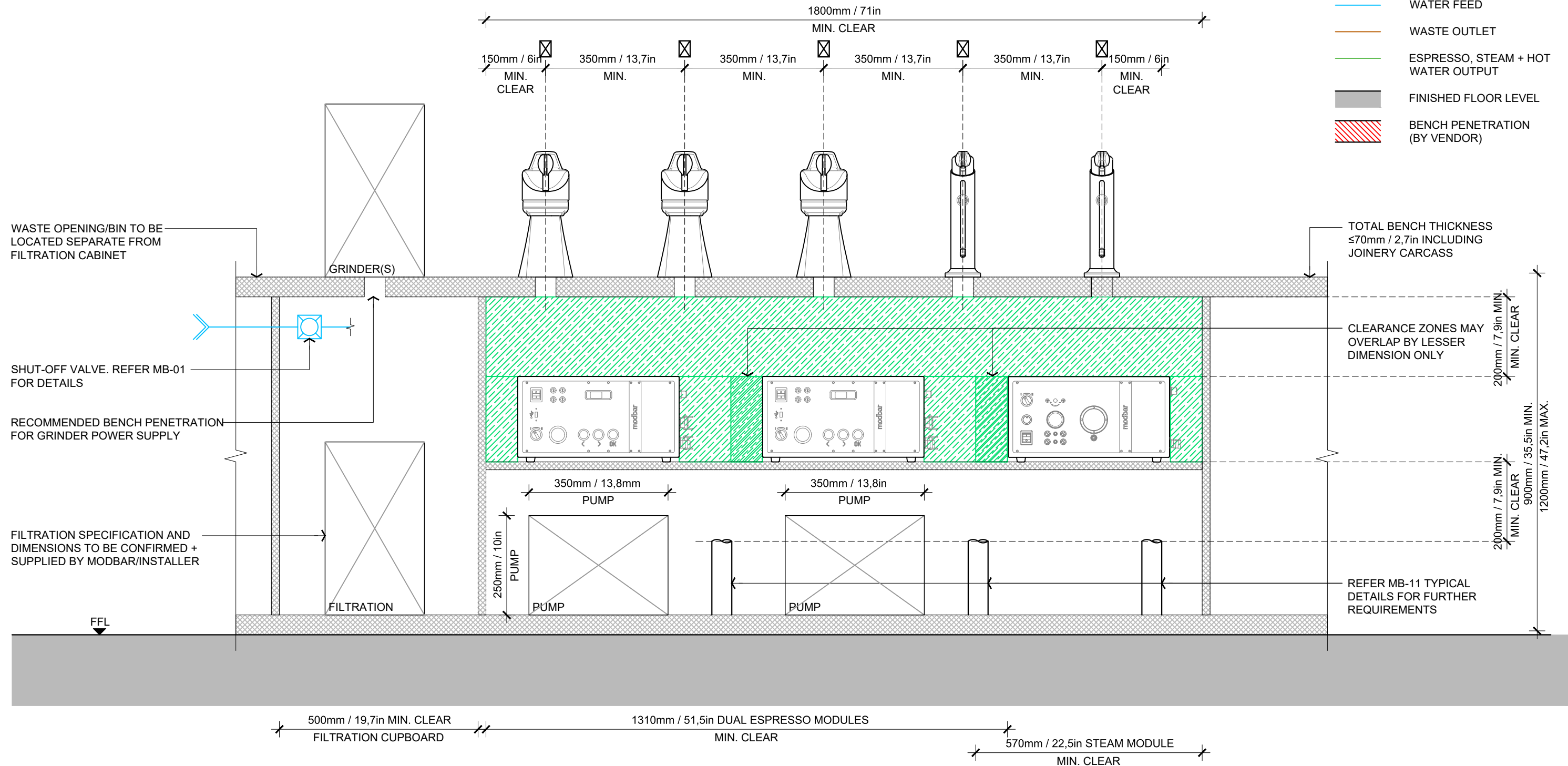


TITLE:  
DRAWING NUMBER:  
SCALE:  
ISSUE:

TYPICAL MODBAR CONFIGURATION 1  
MB-06  
1:10@A3  
SEPTEMBER 2020

**LEGEND**

-  JOINERY (BY VENDOR)
-  MODBAR MODULE CLEARANCE ZONE
-  POWER FEED
-  WATER FEED
-  WASTE OUTLET
-  ESPRESSO, STEAM + HOT WATER OUTPUT
-  FINISHED FLOOR LEVEL
-  BENCH PENETRATION (BY VENDOR)



1 TYP. MODBAR CONFIGURATION 2  
1:10@A3









**NOTE:**  
UNLESS NOTED OTHERWISE, ALL DIMENSIONS ARE IN MILLIMETERS. ANY ERRORS, DISCREPANCIES OR OMISSIONS IN THE DRAWINGS, NOTATIONS OR DIMENSIONS SHALL BE IMMEDIATELY BROUGHT TO THE ATTENTION OF MODBAR FOR CLARIFICATION PRIOR TO WORKS COMMENCING. DO NOT SCALE FROM DRAWINGS. USE MARKED DIMENSIONS. LOCATION OF ALL HARDWARE FIXTURES AND FITTINGS TO BE CONFIRMED ON SITE PRIOR TO WORKS COMMENCING. COPYRIGHT ON THIS DRAWING IS RETAINED TO MODBAR PTY LTD.

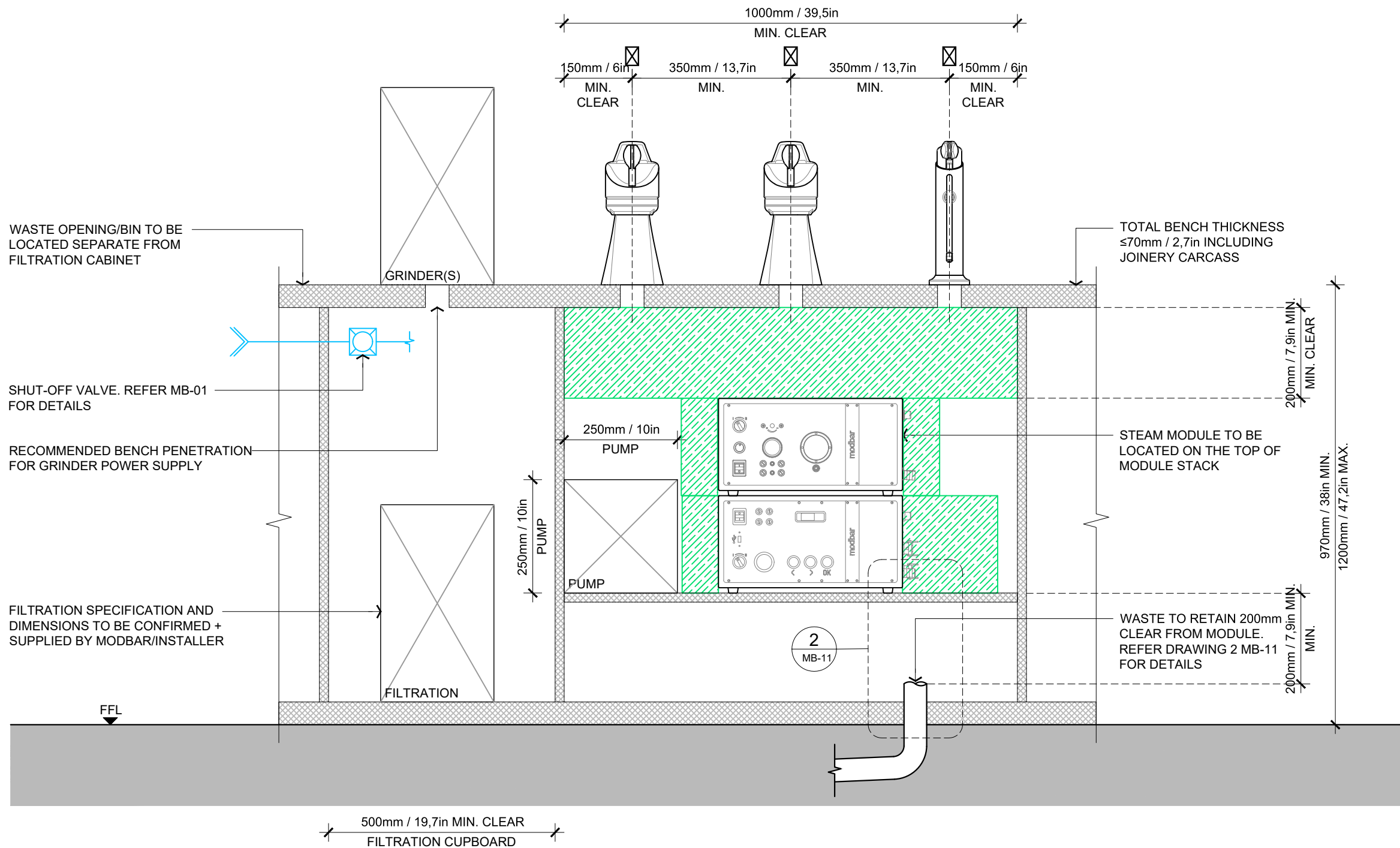


TITLE: TYPICAL MODBAR CONFIGURATION 2  
DRAWING NUMBER: MB-07  
SCALE: 1:10@A3  
ISSUE: SEPTEMBER 2020



**LEGEND**

-  JOINERY (BY VENDOR)
-  MODBAR MODULE CLEARANCE ZONE
-  POWER FEED
-  WATER FEED
-  WASTE OUTLET
-  ESPRESSO, STEAM + HOT WATER OUTPUT
-  FINISHED FLOOR LEVEL
-  BENCH PENETRATION (BY VENDOR)



1 TYP. MODBAR CONFIGURATION 3  
1:10@A3









**NOTE:**  
UNLESS NOTED OTHERWISE, ALL DIMENSIONS ARE IN MILLIMETERS. ANY ERRORS, DISCREPANCIES OR OMISSIONS IN THE DRAWINGS, NOTATIONS OR DIMENSIONS SHALL BE IMMEDIATELY BROUGHT TO THE ATTENTION OF MODBAR FOR CLARIFICATION PRIOR TO WORKS COMMENCING. DO NOT SCALE FROM DRAWINGS. USE MARKED DIMENSIONS. LOCATION OF ALL HARDWARE FIXTURES AND FITTINGS TO BE CONFIRMED ON SITE PRIOR TO WORKS COMMENCING. COPYRIGHT ON THIS DRAWING IS RETAINED TO MODBAR PTY LTD.

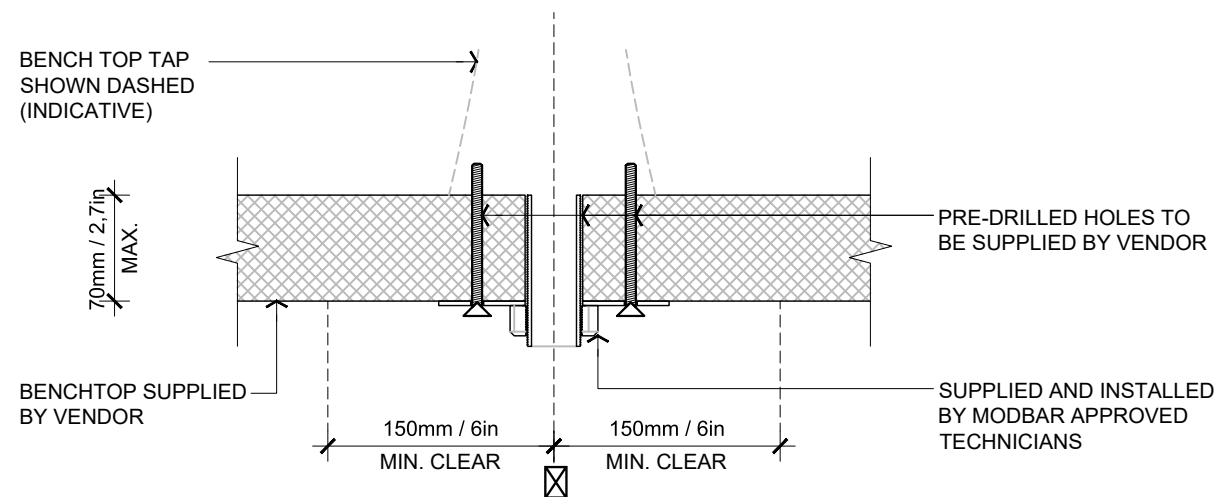


TITLE:  
DRAWING NUMBER:  
SCALE:  
ISSUE:

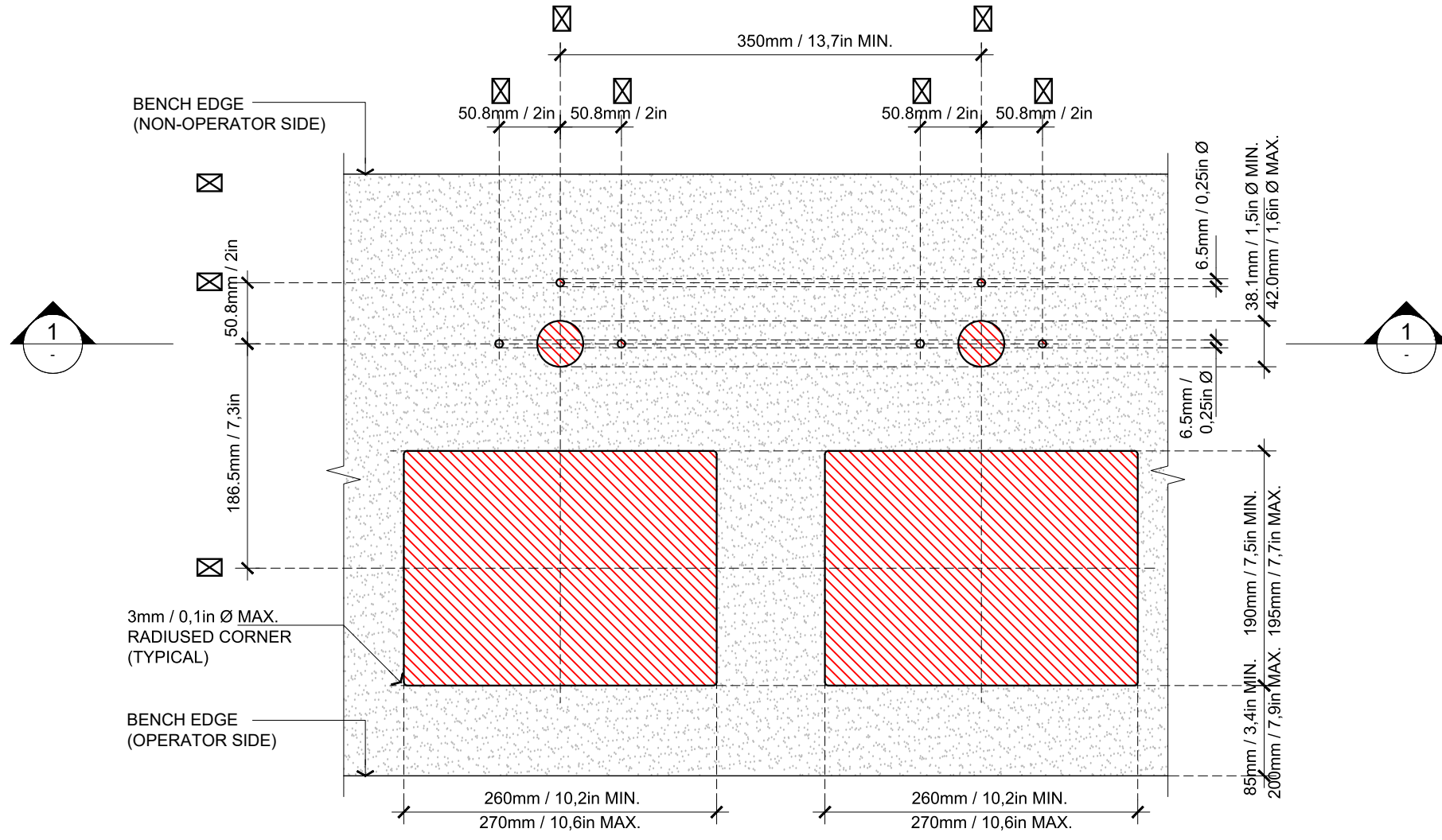
TYPICAL MODBAR CONFIGURATION 3  
MB-08  
1:10@A3  
SEPTEMBER 2020

LEGEND

-  JOINERY (BY VENDOR)
-  MODBAR MODULE CLEARANCE ZONE
-  POWER FEED
-  WATER FEED
-  WASTE OUTLET
-  ESPRESSO, STEAM + HOT WATER OUTPUT
-  FINISHED FLOOR LEVEL
-  BENCH PENETRATION (BY VENDOR)



1 SECTION - BENCH PENETRATION DETAIL 1  
MB-02 1:5@A3



2 PLAN - BENCH PENETRATION DETAIL 1  
MB-02 1:5@A3









NOTE:  
UNLESS NOTED OTHERWISE, ALL DIMENSIONS ARE IN MILLIMETERS. ANY ERRORS, DISCREPANCIES OR OMISSIONS IN THE DRAWINGS, NOTATIONS OR DIMENSIONS SHALL BE IMMEDIATELY BROUGHT TO THE ATTENTION OF MODBAR FOR CLARIFICATION PRIOR TO WORKS COMMENCING. DO NOT SCALE FROM DRAWINGS. USE MARKED DIMENSIONS. LOCATION OF ALL HARDWARE FIXTURES AND FITTINGS TO BE CONFIRMED ON SITE PRIOR TO WORKS COMMENCING. COPYRIGHT ON THIS DRAWING IS RETAINED TO MODBAR PTY LTD.

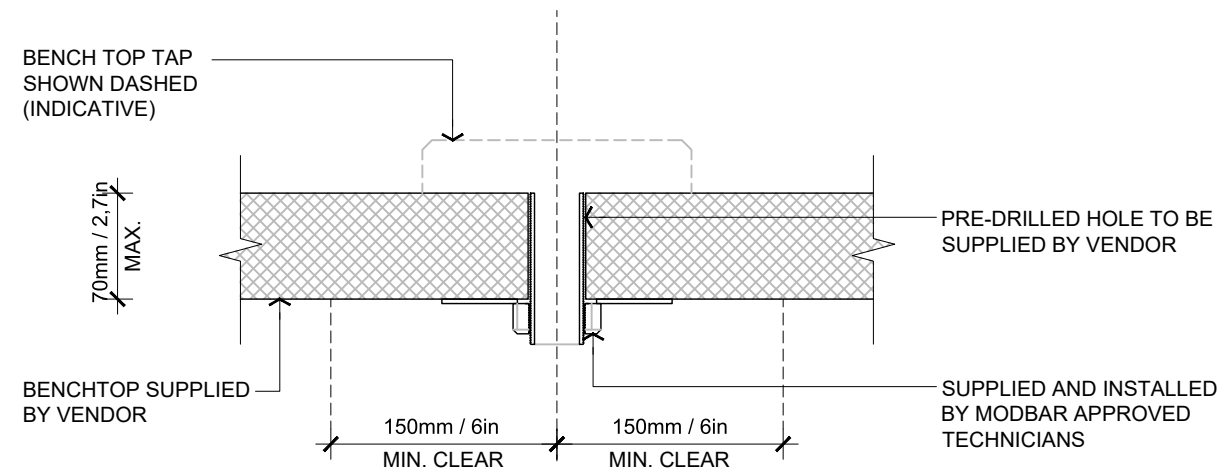


TITLE:  
DRAWING NUMBER:  
SCALE:  
ISSUE:

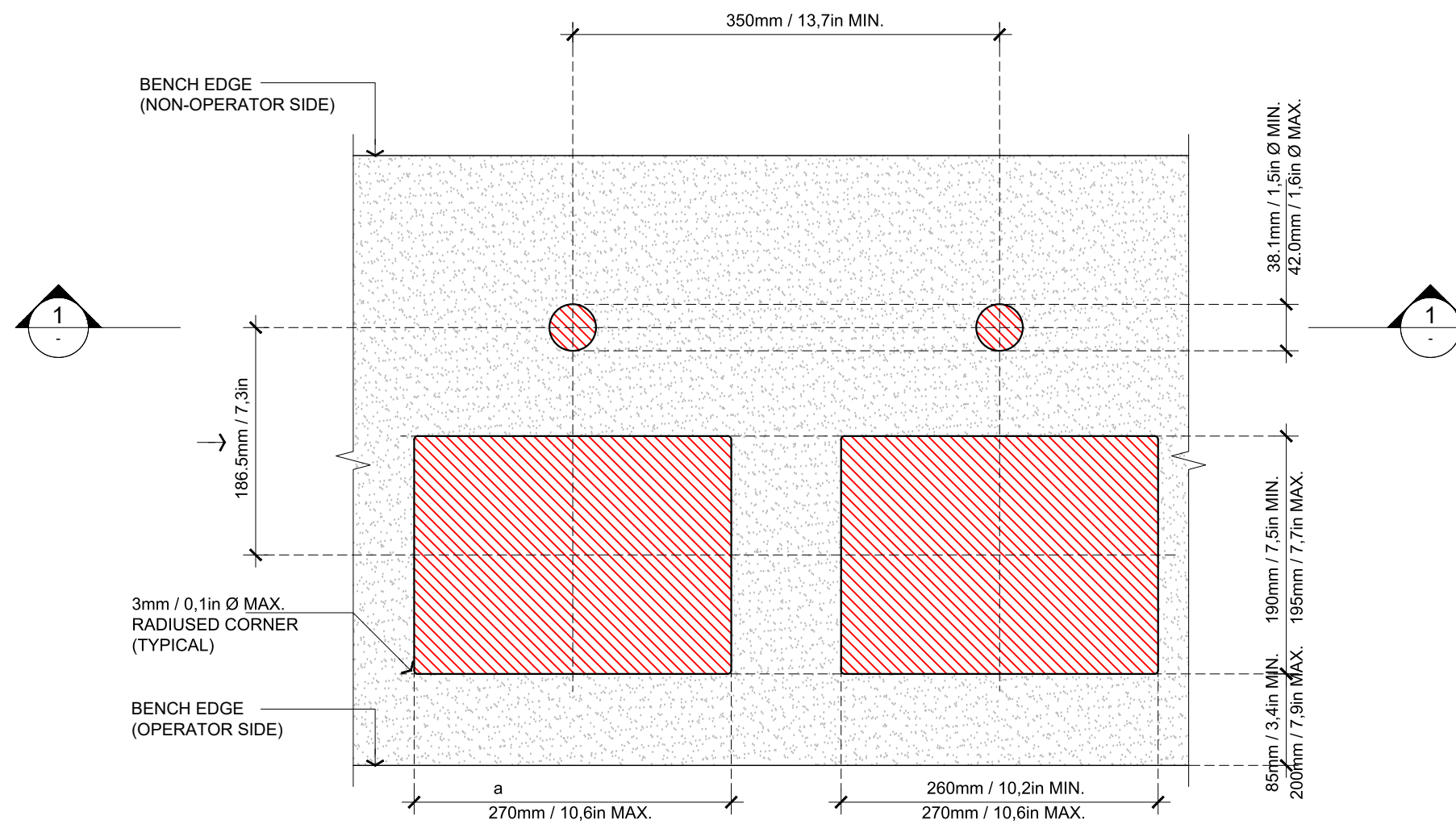
BENCH SETOUT: ESPRESSO  
MB-09  
1:5@A3  
SEPTEMBER 2020

LEGEND

-  JOINERY (BY VENDOR)
-  MODBAR MODULE CLEARANCE ZONE
-  POWER FEED
-  WATER FEED
-  WASTE OUTLET
-  ESPRESSO, STEAM + HOT WATER OUTPUT
-  FINISHED FLOOR LEVEL
-  BENCH PENETRATION (BY VENDOR)



1 SECTION - BENCH PENETRATION DETAIL 2  
MB-03 1:5@A3



2 PLAN - BENCH PENETRATION DETAIL 2  
MB-03 1:5@A3









NOTE:  
UNLESS NOTED OTHERWISE, ALL DIMENSIONS ARE IN MILLIMETERS. ANY ERRORS, DISCREPANCIES OR OMISSIONS IN THE DRAWINGS, NOTATIONS OR DIMENSIONS SHALL BE IMMEDIATELY BROUGHT TO THE ATTENTION OF MODBAR FOR CLARIFICATION PRIOR TO WORKS COMMENCING. DO NOT SCALE FROM DRAWINGS. USE MARKED DIMENSIONS. LOCATION OF ALL HARDWARE FIXTURES AND FITTINGS TO BE CONFIRMED ON SITE PRIOR TO WORKS COMMENCING. COPYRIGHT ON THIS DRAWING IS RETAINED TO MODBAR PTY LTD.

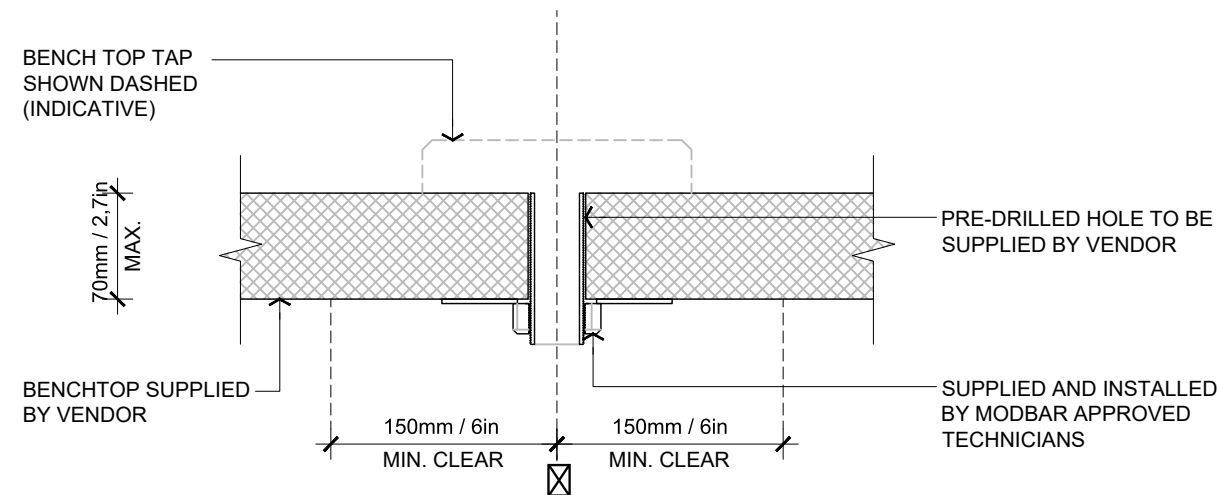


TITLE:  
DRAWING NUMBER:  
SCALE:  
ISSUE:

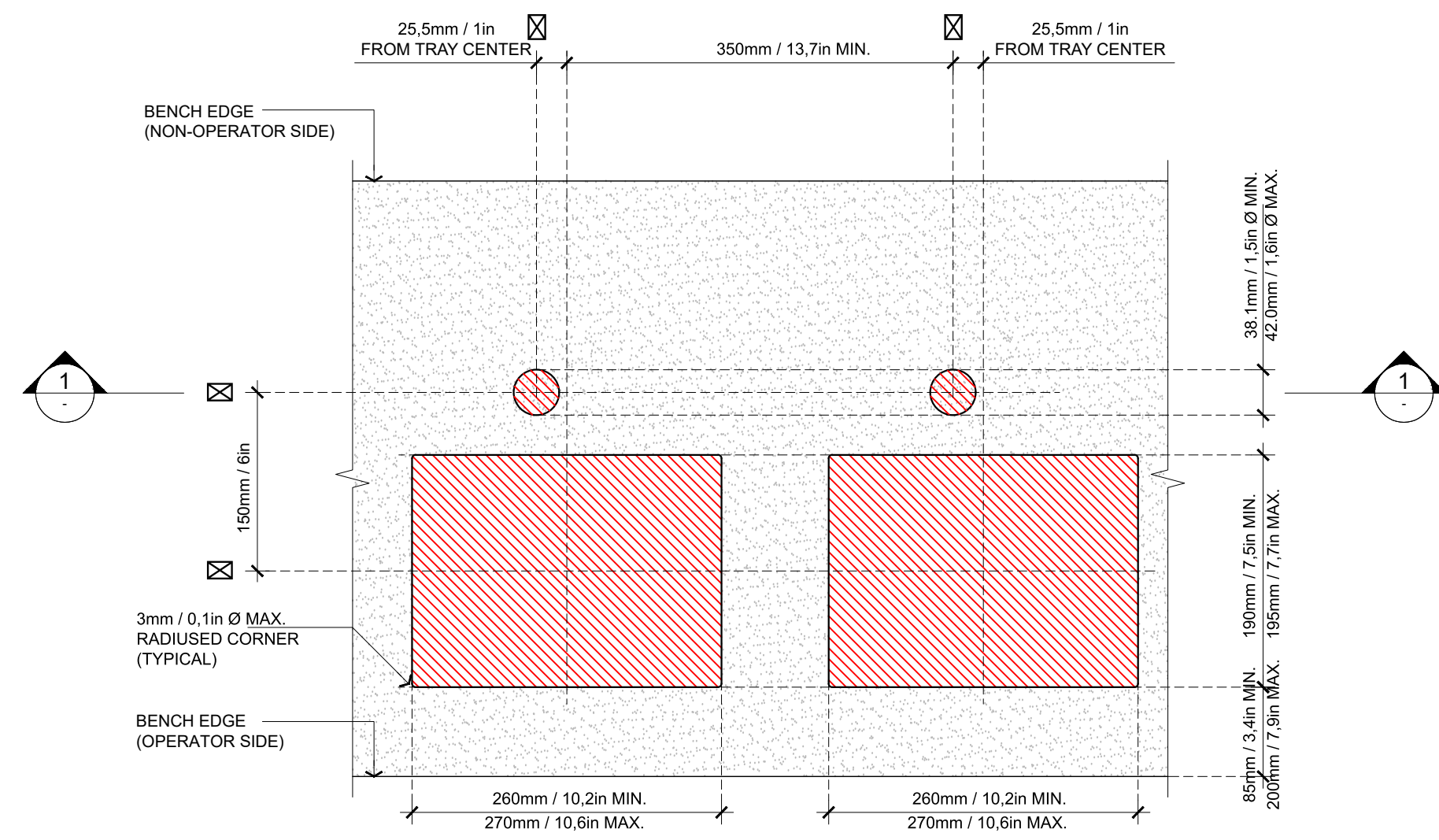
BENCH DETAIL: STEAM  
MB-10  
1:5@A3  
SEPTEMBER 2020

LEGEND

-  JOINERY (BY VENDOR)
-  MODBAR MODULE CLEARANCE ZONE
-  POWER FEED
-  WATER FEED
-  WASTE OUTLET
-  ESPRESSO, STEAM + HOT WATER OUTPUT
-  FINISHED FLOOR LEVEL
-  BENCH PENETRATION (BY VENDOR)



1 SECTION - BENCH PENETRATION DETAIL 2  
MB-03 1:5@A3



2 PLAN - BENCH PENETRATION DETAIL 2  
MB-03 1:5@A3









NOTE:  
UNLESS NOTED OTHERWISE, ALL DIMENSIONS ARE IN MILLIMETERS. ANY ERRORS, DISCREPANCIES OR OMISSIONS IN THE DRAWINGS, NOTATIONS OR DIMENSIONS SHALL BE IMMEDIATELY BROUGHT TO THE ATTENTION OF MODBAR FOR CLARIFICATION PRIOR TO WORKS COMMENCING. DO NOT SCALE FROM DRAWINGS. USE MARKED DIMENSIONS. LOCATION OF ALL HARDWARE FIXTURES AND FITTINGS TO BE CONFIRMED ON SITE PRIOR TO WORKS COMMENCING. COPYRIGHT ON THIS DRAWING IS RETAINED TO MODBAR PTY LTD.



TITLE:  
DRAWING NUMBER:  
SCALE:  
ISSUE:

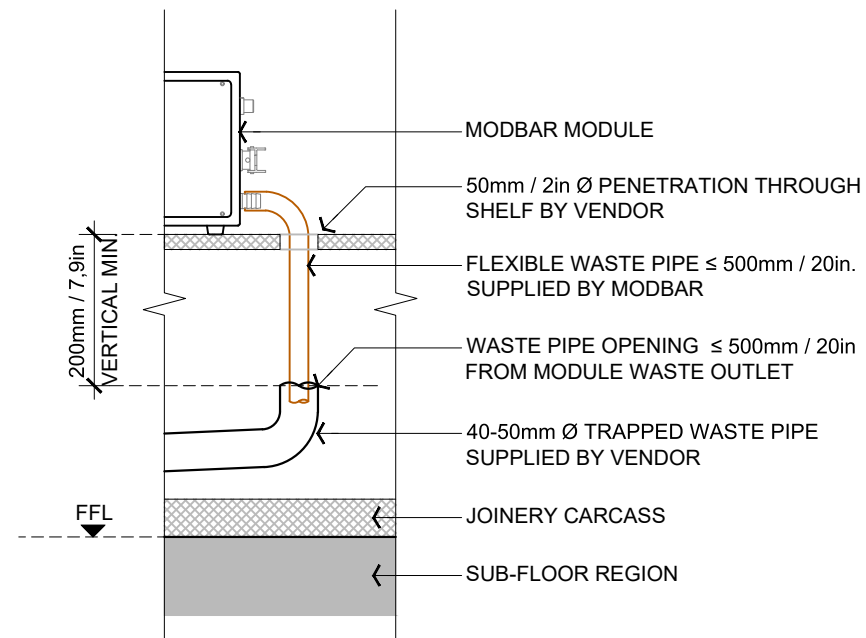
BENCH DETAIL: POUR OVER  
MB-11  
1:5@A3  
SEPTEMBER 2020

**LEGEND**

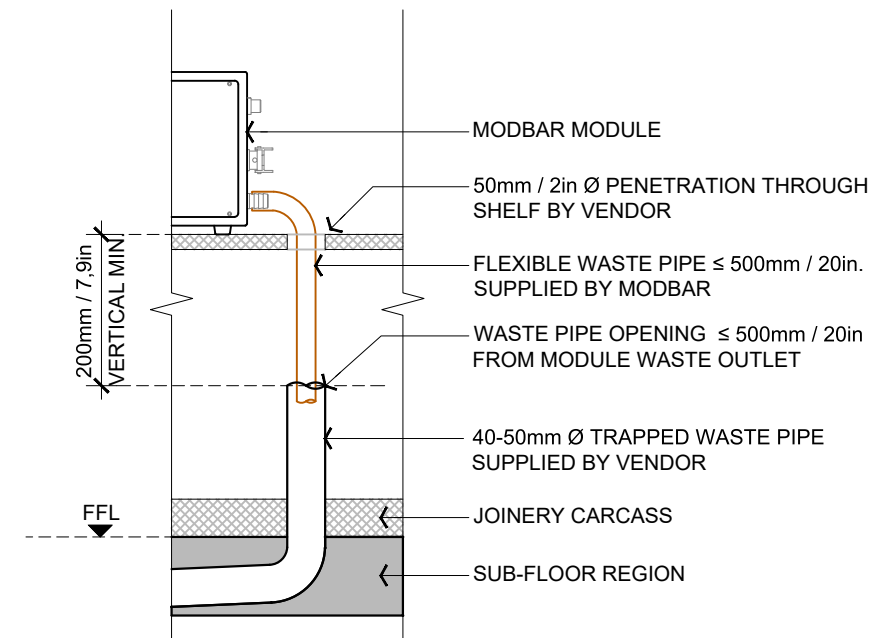
-  JOINERY (BY VENDOR)
-  MODBAR MODULE CLEARANCE ZONE
-  POWER FEED
-  WATER FEED
-  WASTE OUTLET
-  ESPRESSO, STEAM + HOT WATER OUTPUT
-  FINISHED FLOOR LEVEL
-  BENCH PENETRATION (BY VENDOR)

**NOTE:**

1. 1 WASTE PIPE OUTLET PER MODBAR MODULE REQUIRED
2. VENDOR TO MAKE ALLOWANCE FOR ACCESS TO WASTE PIPE/TRAPS/PITS FOR REGULAR CLEANING AND MAINTENANCE
3. VENDOR TO ALLOW SUFFICIENT WASTE PIPE FALL TO ALL RELEVANT CODES/STANDARDS



1 SECTION DETAIL - WASTE OUTLET OPT. 1  
1:10@A3



2 SECTION DETAIL - WASTE OUTLET OPT. 2  
1:10@A3

**NOTE:**  
UNLESS NOTED OTHERWISE, ALL DIMENSIONS ARE IN MILLIMETERS. ANY ERRORS, DISCREPANCIES OR OMISSIONS IN THE DRAWINGS, NOTATIONS OR DIMENSIONS SHALL BE IMMEDIATELY BROUGHT TO THE ATTENTION OF MODBAR FOR CLARIFICATION PRIOR TO WORKS COMMENCING. DO NOT SCALE FROM DRAWINGS. USE MARKED DIMENSIONS. LOCATION OF ALL HARDWARE FIXTURES AND FITTINGS TO BE CONFIRMED ON SITE PRIOR TO WORKS COMMENCING. COPYRIGHT ON THIS DRAWING IS RETAINED TO MODBAR PTY LTD.



TITLE:  
DRAWING NUMBER:  
SCALE:  
ISSUE:

TYPICAL DETAILS  
MB-12  
1:10@A3  
SEPTEMBER 2020